

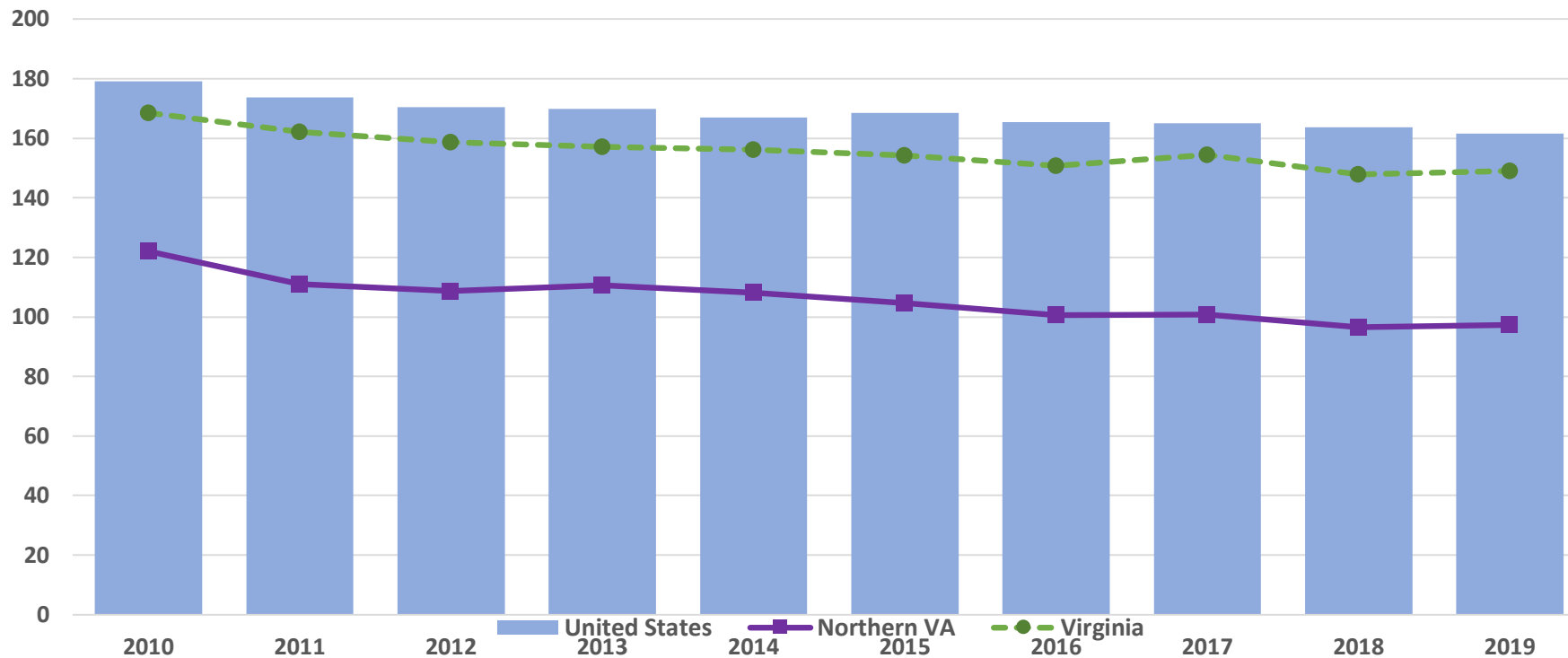
# Leading Causes of Death

Northern Virginia, Virginia & United States

2010 – 2019

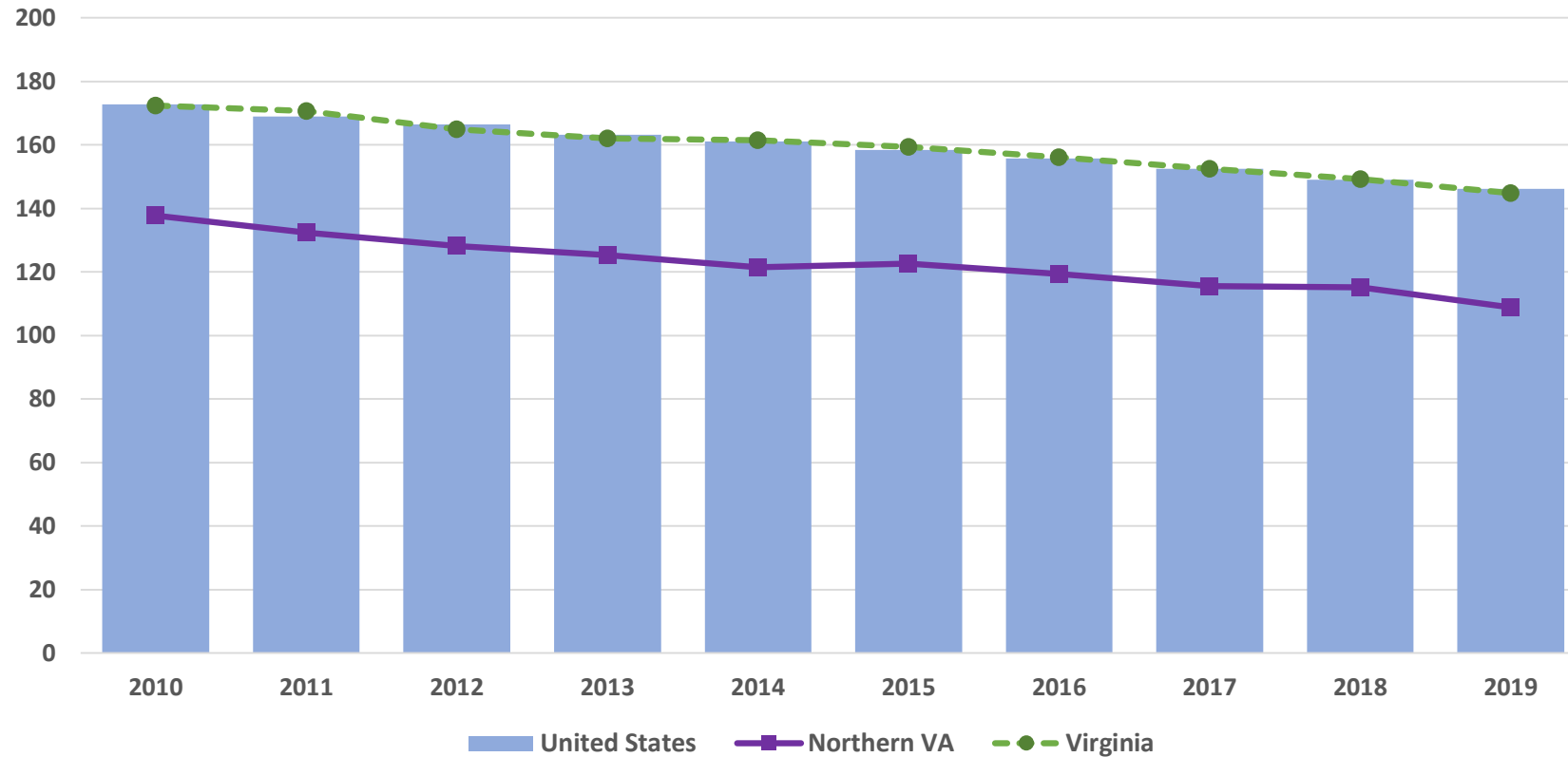
HSANV, 2021

**Leading Causes of Death**  
**Diseases of Heart (I00-I09,I11,I13,I20-I51)**  
**Northern Virginia, Virginia & United States**  
**Age Adjusted Rate 2010 -2019**



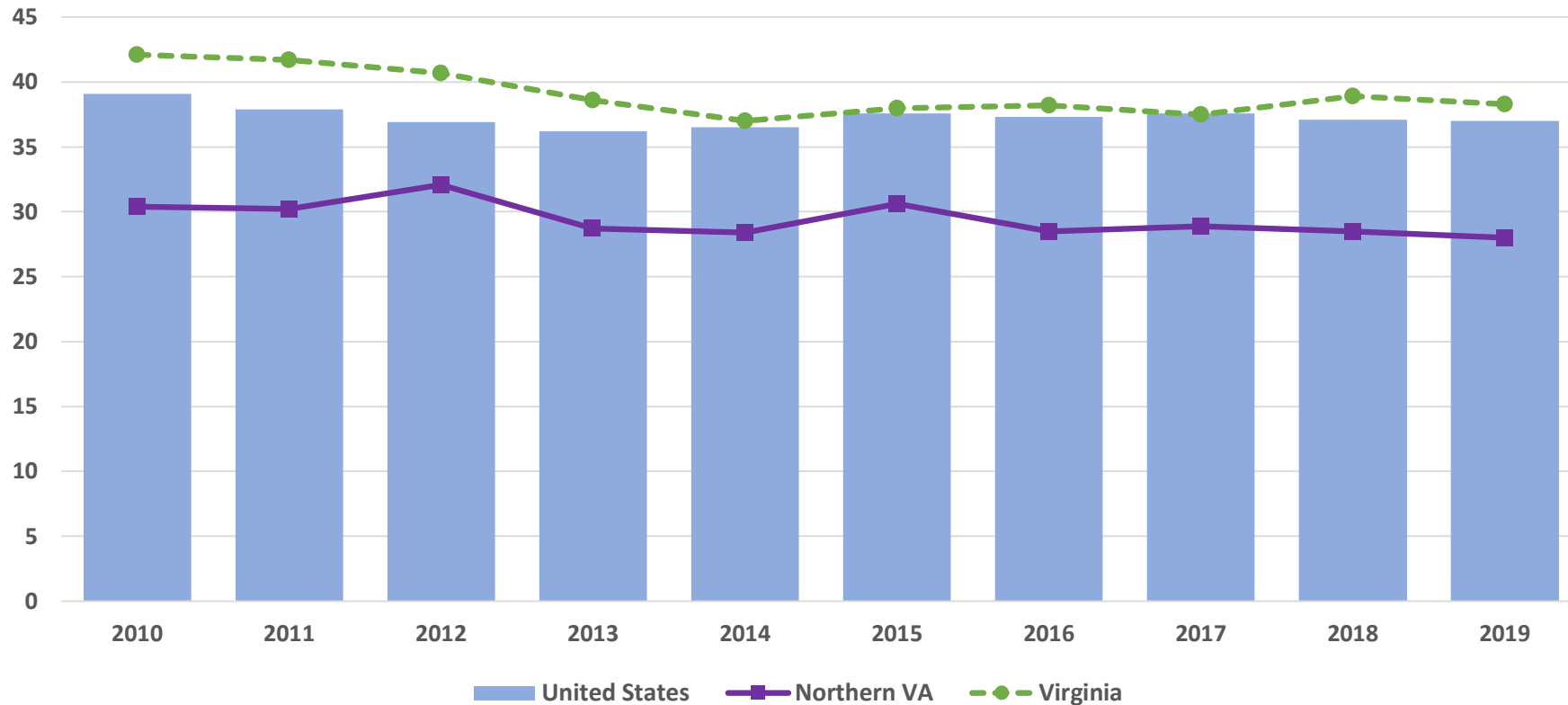
Sources: Centers for Disease Control and Prevention, National Center for Health Statistics. Underlying Cause of Death 1999-2019 on CDC WONDER Online Database, released in 2021. Data are from the Multiple Cause of Death Files, 1999-2019, as compiled from data provided by the 57 vital statistics jurisdictions through the Vital Statistics Cooperative Program. Accessed at <http://wonder.cdc.gov/ucd-icd10.html>; Tabulations by HSANV, 2021.

Leading Causes of Death  
Malignant Neoplasms (C00-C97)  
Northern Virginia, Virginia & United States  
Age Adjusted Rate 2010 -2019



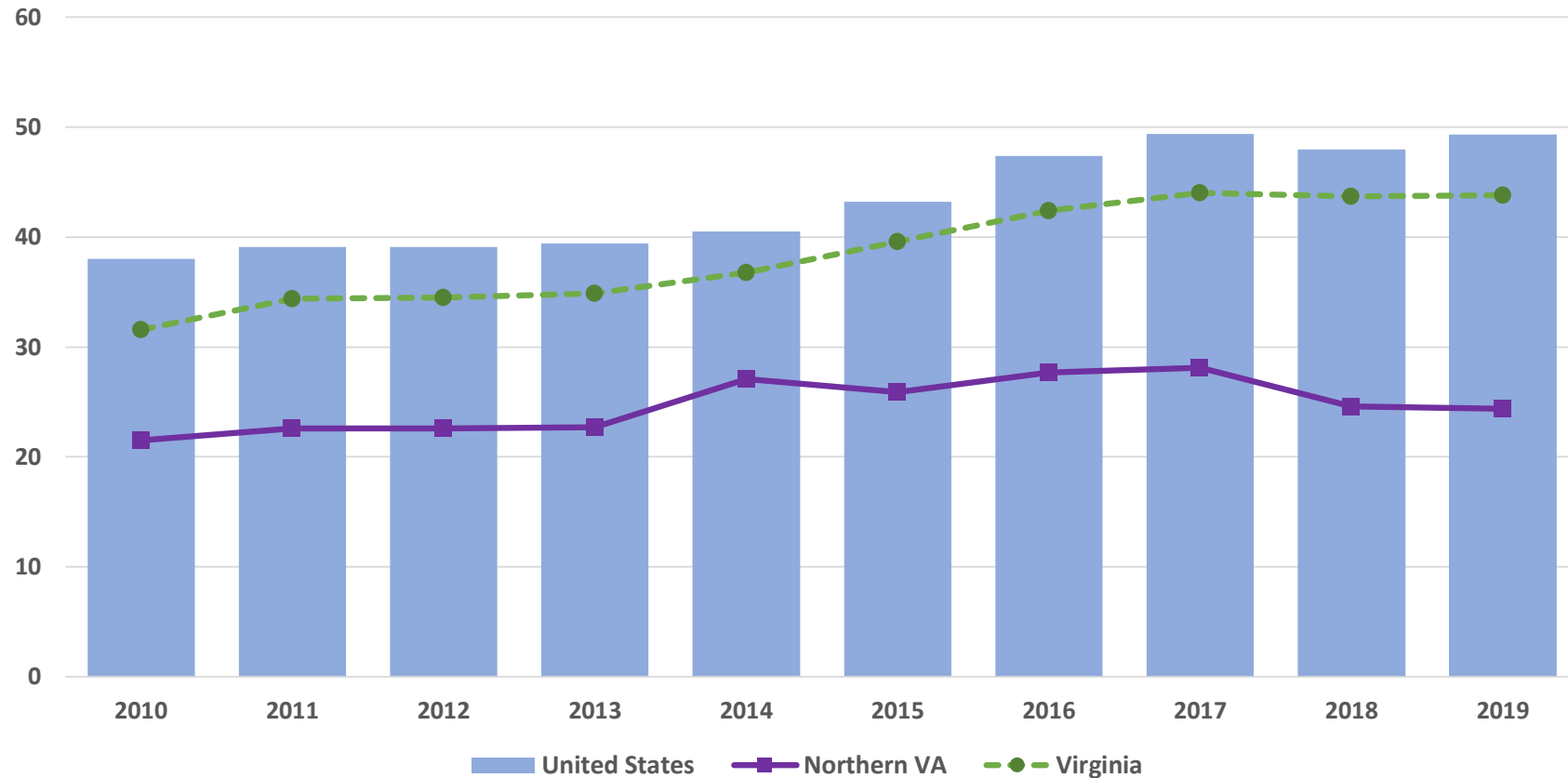
Sources: Centers for Disease Control and Prevention, National Center for Health Statistics. Underlying Cause of Death 1999-2019 on CDC WONDER Online Database, released in 2021. Data are from the Multiple Cause of Death Files, 1999-2019, as compiled from data provided by the 57 vital statistics jurisdictions through the Vital Statistics Cooperative Program. Accessed at <http://wonder.cdc.gov/ucd-icd10.html>; Tabulations by HSNV, 2021.

**Leading Causes of Death  
Cerebrovascular Diseases (I60-I69)  
Northern Virginia, Virginia & United States  
Age Adjusted Rate 2010 -2019**



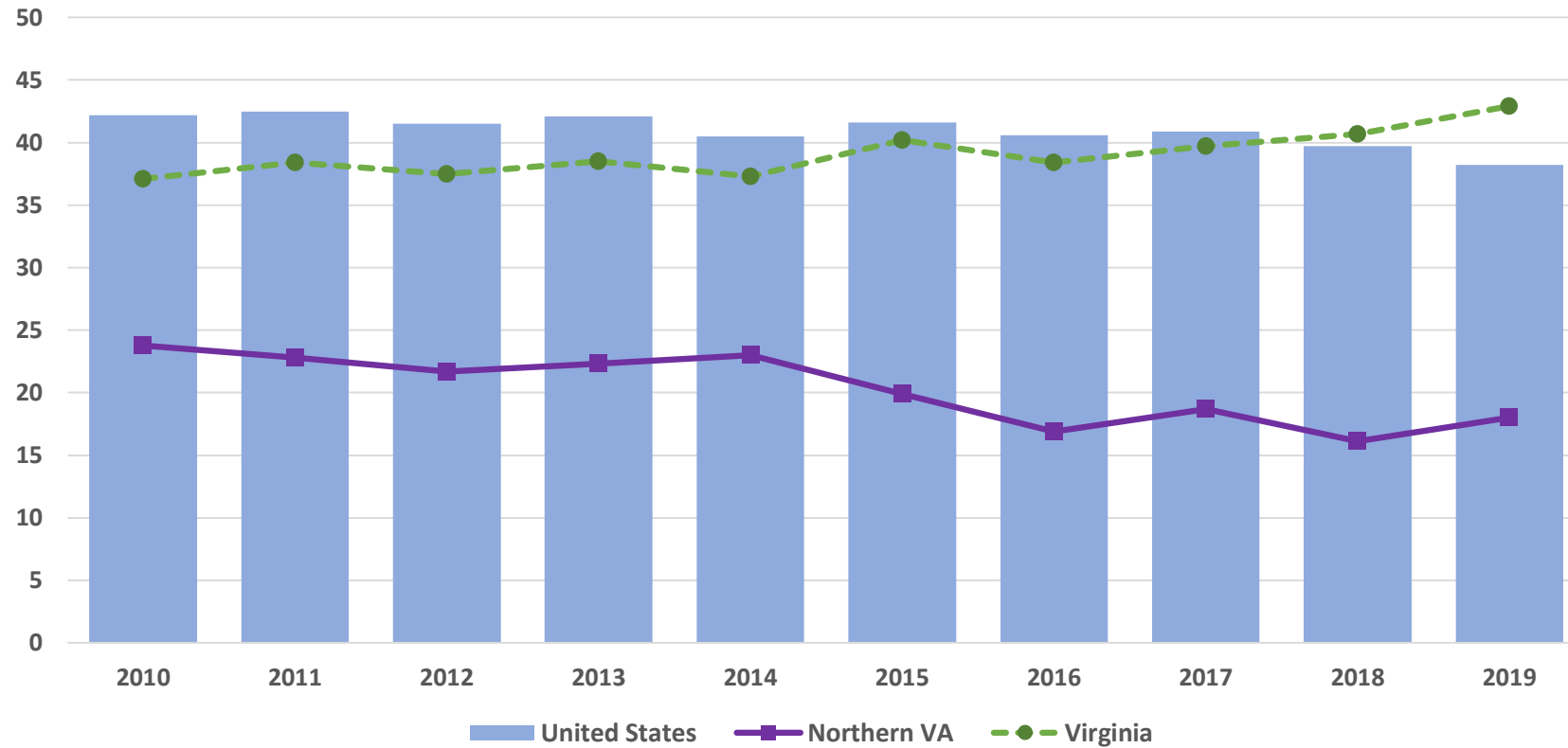
Sources: Centers for Disease Control and Prevention, National Center for Health Statistics. Underlying Cause of Death 1999-2019 on CDC WONDER Online Database, released in 2021. Data are from the Multiple Cause of Death Files, 1999-2019, as compiled from data provided by the 57 vital statistics jurisdictions through the Vital Statistics Cooperative Program. Accessed at <http://wonder.cdc.gov/ucd-icd10.html>; Tabulations by HSANV, 2021.

**Leading Causes of Death**  
**Accidents (unintentional injuries) (V01-X59,Y85-Y86)**  
**Northern Virginia, Virginia & United States**  
**Age Adjusted Rate 2010 -2019**



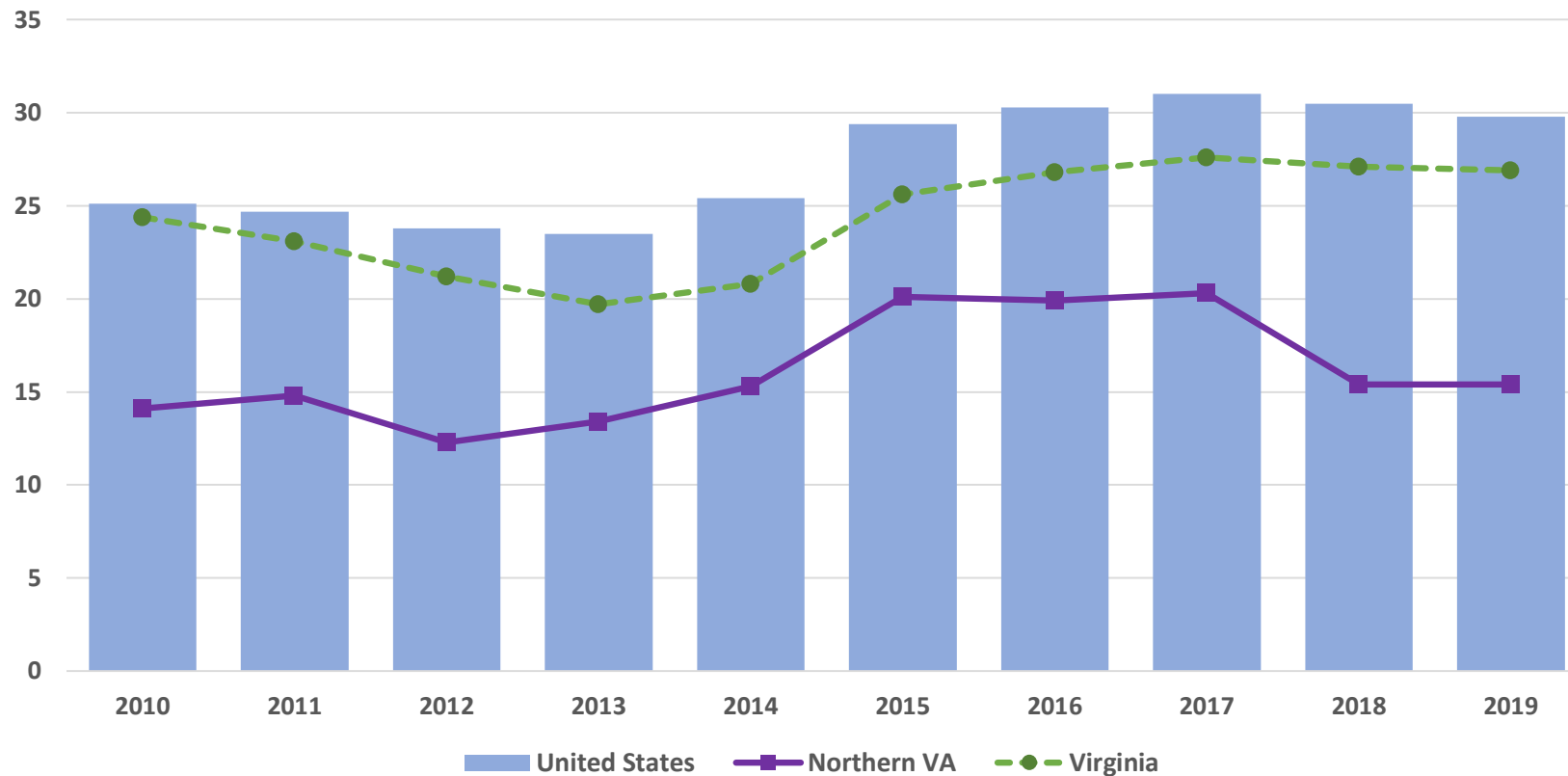
Sources: Centers for Disease Control and Prevention, National Center for Health Statistics. Underlying Cause of Death 1999-2019 on CDC WONDER Online Database, released in 2021. Data are from the Multiple Cause of Death Files, 1999-2019, as compiled from data provided by the 57 vital statistics jurisdictions through the Vital Statistics Cooperative Program. Accessed at <http://wonder.cdc.gov/ucd-icd10.html>; Tabulations by HSNV, 2021.

Leading Causes of Death  
Chronic Lower Respiratory Diseases (J40-J47)  
Northern Virginia, Virginia & United States  
Age Adjusted Rate 2010 -2019



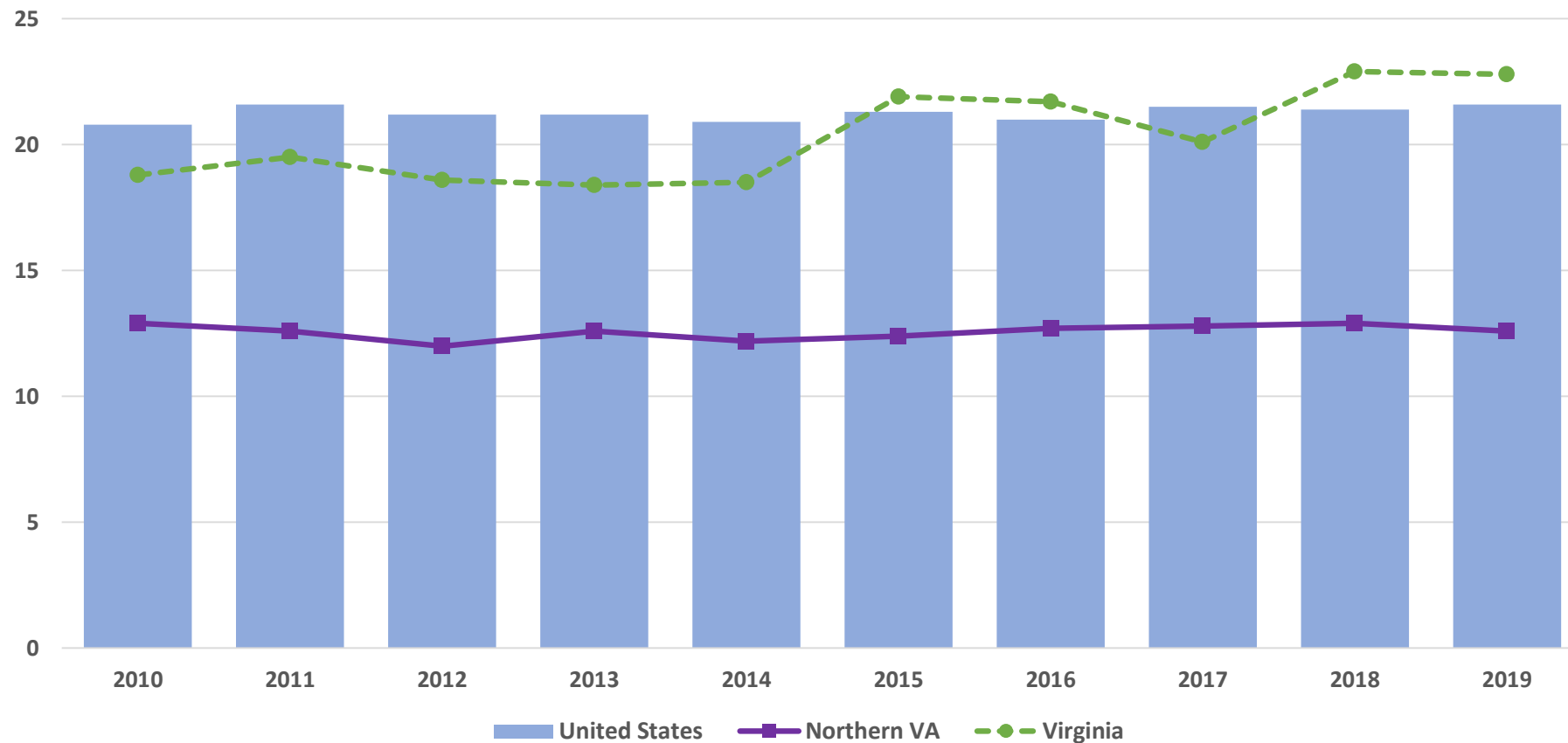
Sources: Centers for Disease Control and Prevention, National Center for Health Statistics. Underlying Cause of Death 1999-2019 on CDC WONDER Online Database, released in 2021. Data are from the Multiple Cause of Death Files, 1999-2019, as compiled from data provided by the 57 vital statistics jurisdictions through the Vital Statistics Cooperative Program. Accessed at <http://wonder.cdc.gov/ucd-icd10.html>; Tabulations by HSNV, 2021.

**Leading Causes of Death  
Alzheimer Disease (G30)  
Northern Virginia, Virginia & United States  
Age Adjusted Rate 2010 -2019**



Sources: Centers for Disease Control and Prevention, National Center for Health Statistics. Underlying Cause of Death 1999-2019 on CDC WONDER Online Database, released in 2021. Data are from the Multiple Cause of Death Files, 1999-2019, as compiled from data provided by the 57 vital statistics jurisdictions through the Vital Statistics Cooperative Program. Accessed at <http://wonder.cdc.gov/ucd-icd10.html>; Tabulations by HSNV, 2021.

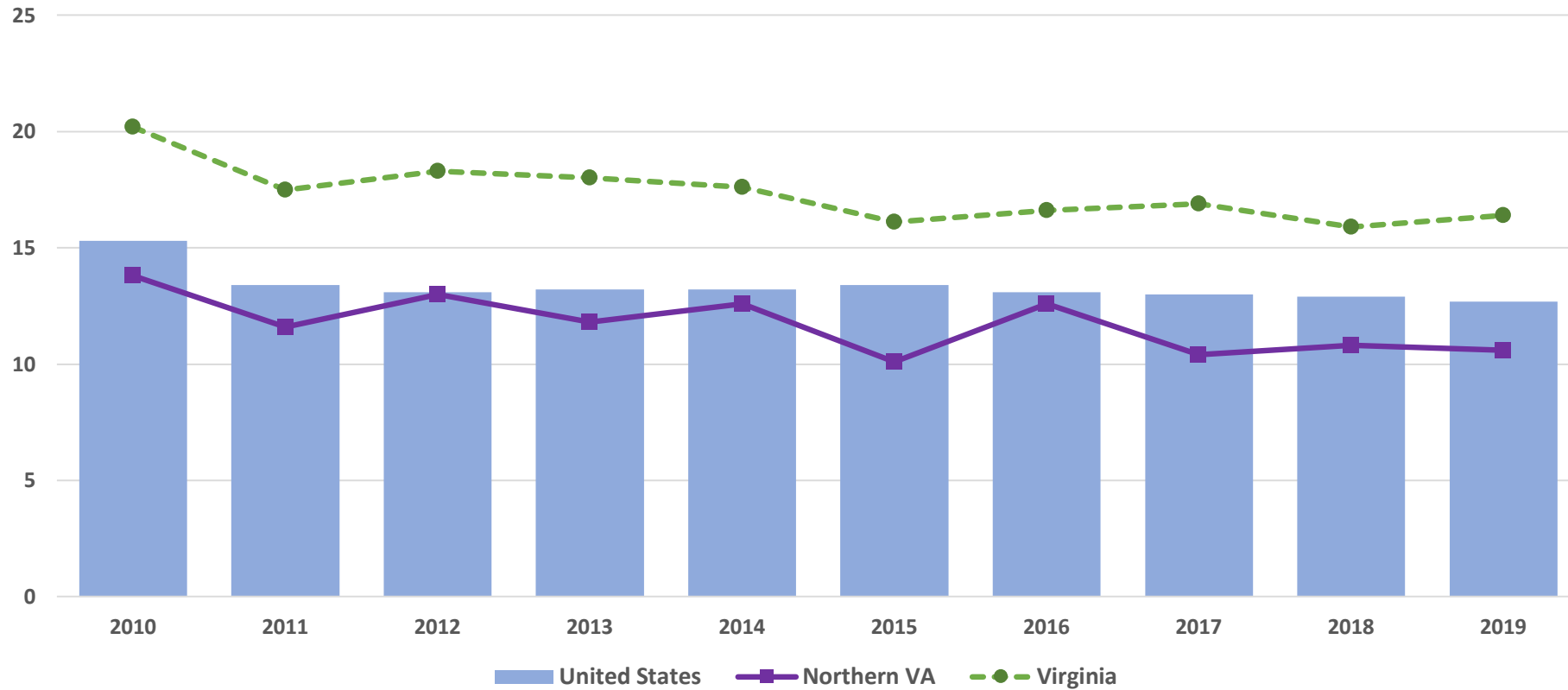
Leading Causes of Death  
Diabetes Mellitus (E10-E14)  
Northern Virginia, Virginia & United States  
Age Adjusted Rate 2010 -2019



Sources: Centers for Disease Control and Prevention, National Center for Health Statistics. Underlying Cause of Death 1999-2019 on CDC WONDER Online Database, released in 2021. Data are from the Multiple Cause of Death Files, 1999-2019, as compiled from data provided by the 57 vital statistics jurisdictions through the Vital Statistics Cooperative Program. Accessed at <http://wonder.cdc.gov/ucd-icd10.html>; Tabulations by HSANV, 2021.

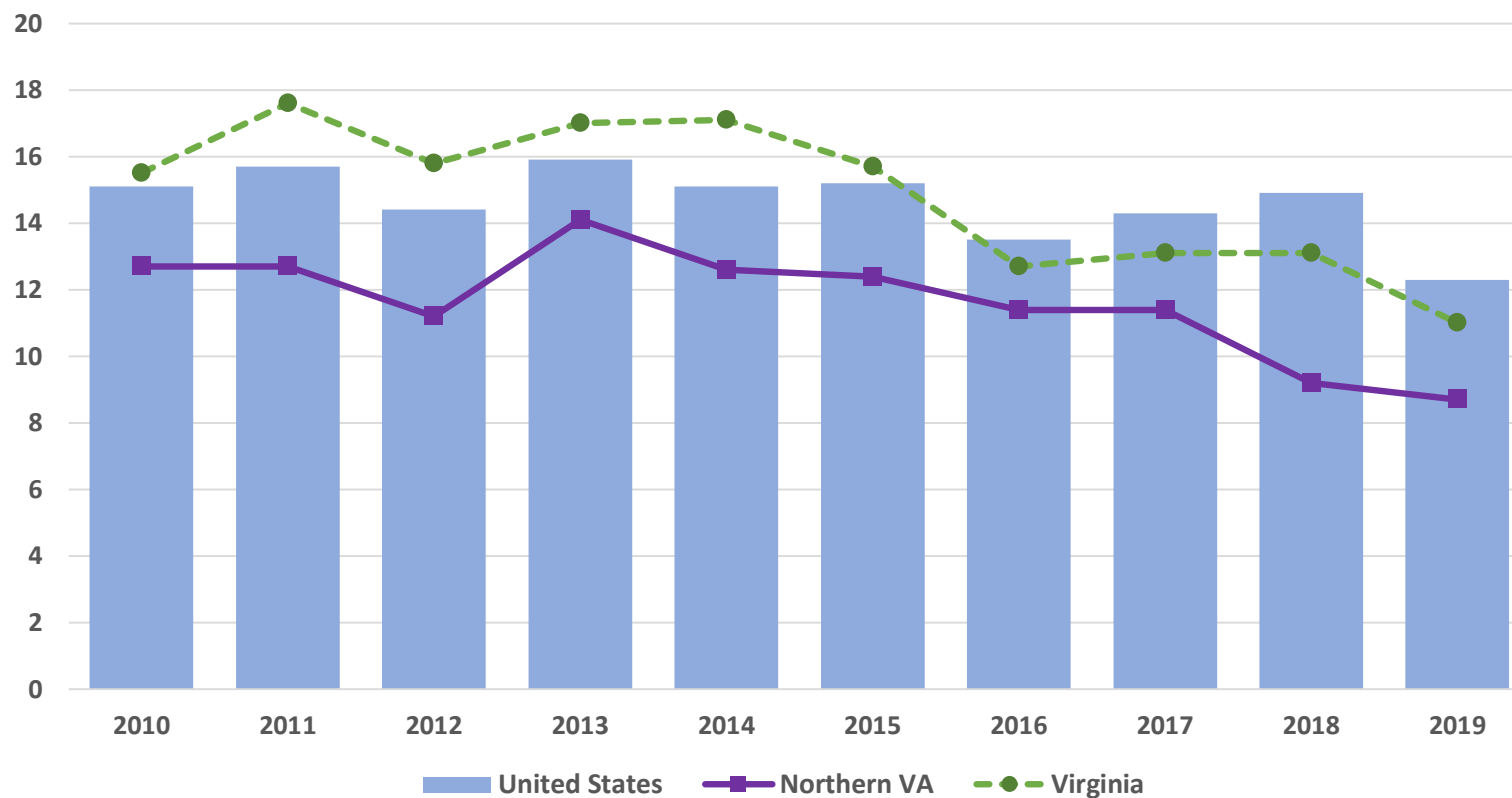


**Leading Causes of Death**  
**Nephritis, Nephrotic Syndrome and Nephrosis (N00-N07,N17-N19,N25-N27)**  
**Northern Virginia, Virginia & United States**  
**Age Adjusted Rate 2010 -2019**



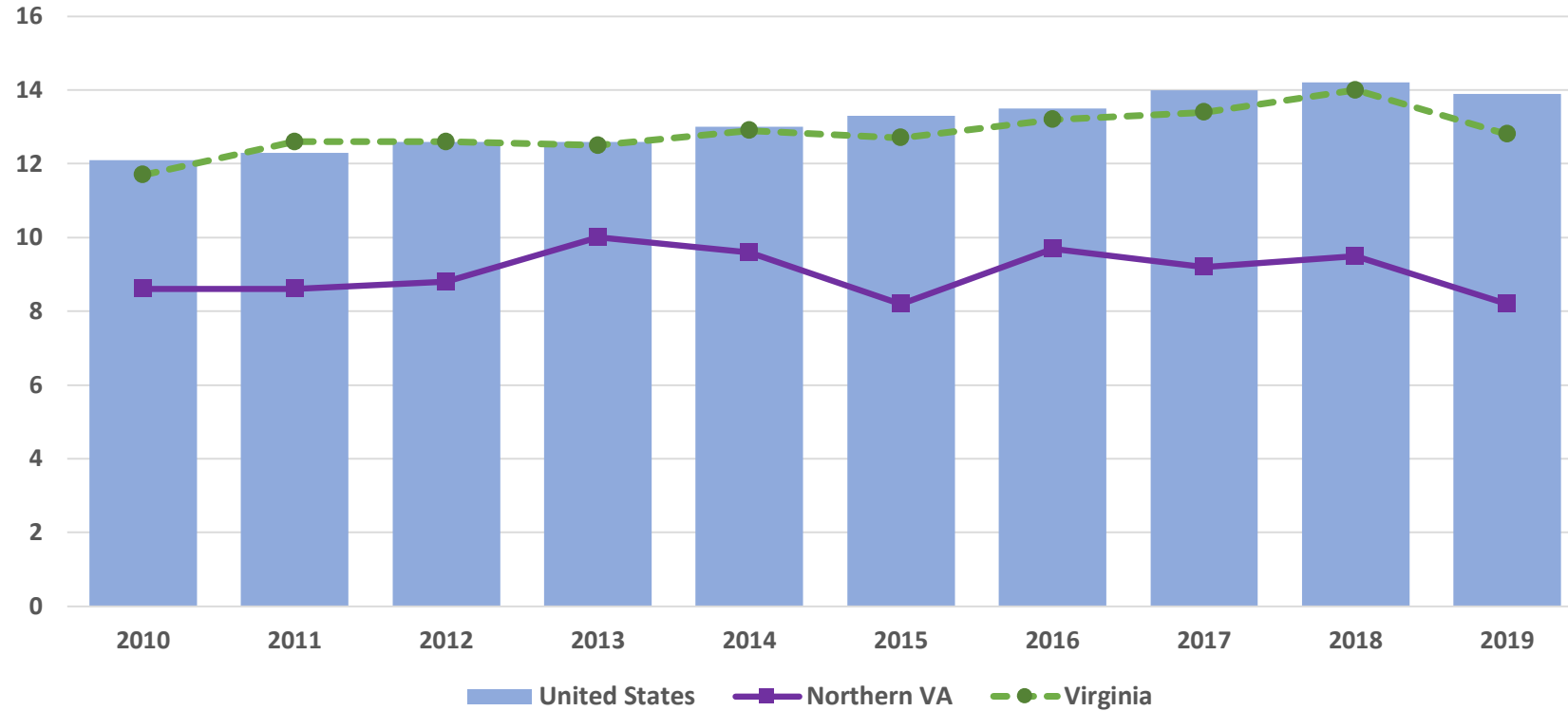
Sources: Centers for Disease Control and Prevention, National Center for Health Statistics. Underlying Cause of Death 1999-2019 on CDC WONDER Online Database, released in 2021. Data are from the Multiple Cause of Death Files, 1999-2019, as compiled from data provided by the 57 vital statistics jurisdictions through the Vital Statistics Cooperative Program. Accessed at <http://wonder.cdc.gov/ucd-icd10.html>; Tabulations by HSNV, 2021.

**Leading Causes of Death  
Influenza and Pneumonia (J09-J18)  
Northern Virginia, Virginia & United States  
Age Adjusted Rate 2010 -2019**



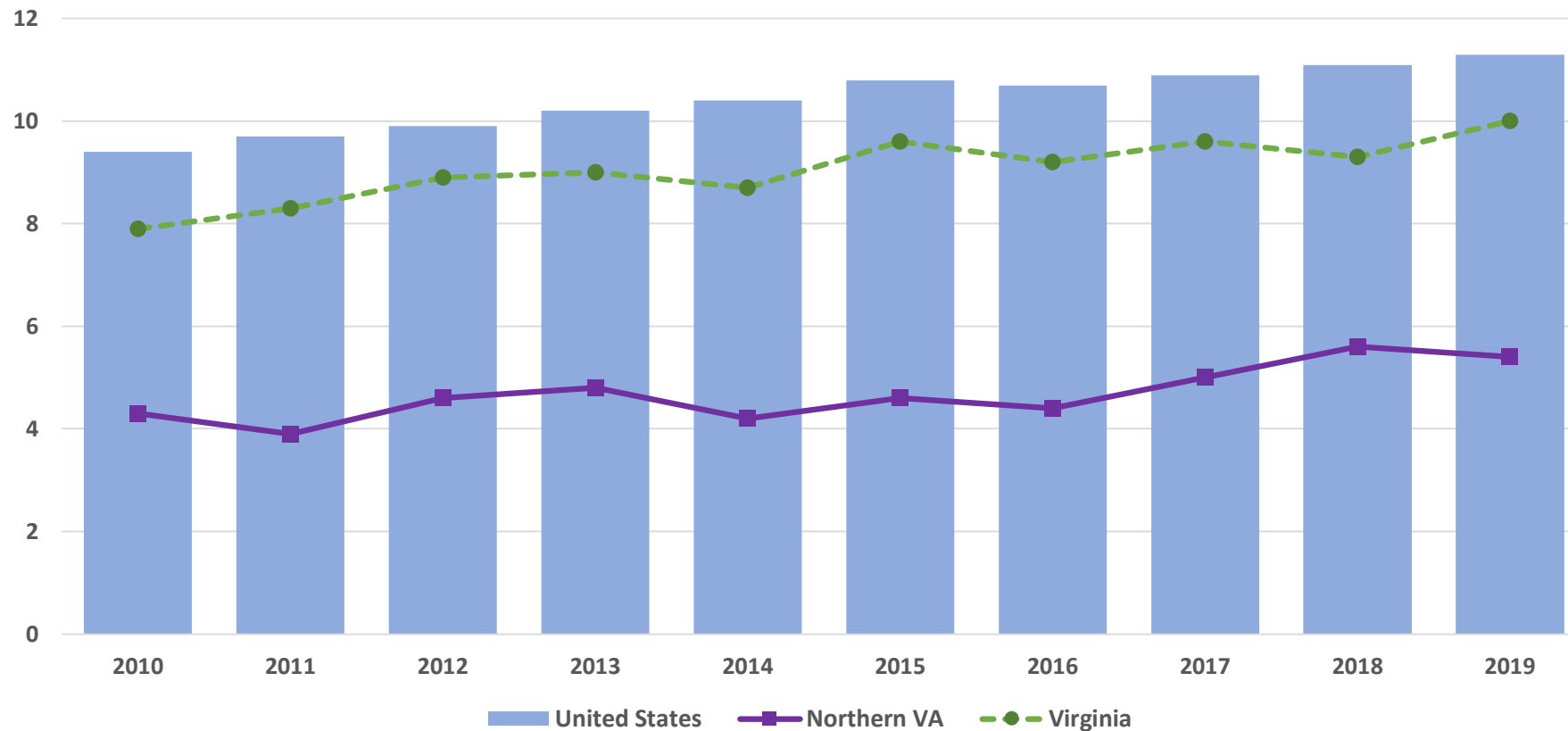
Sources: Centers for Disease Control and Prevention, National Center for Health Statistics. Underlying Cause of Death 1999-2019 on CDC WONDER Online Database, released in 2021. Data are from the Multiple Cause of Death Files, 1999-2019, as compiled from data provided by the 57 vital statistics jurisdictions through the Vital Statistics Cooperative Program. Accessed at <http://wonder.cdc.gov/ucd-icd10.html>; Tabulations by HSA NV, 2021.

**Leading Causes of Death**  
**Intentional Self-harm (Suicide) (\*U03,X60-X84,Y87.0)**  
**Northern Virginia, Virginia & United States**  
**Age Adjusted Rate 2010 -2019**



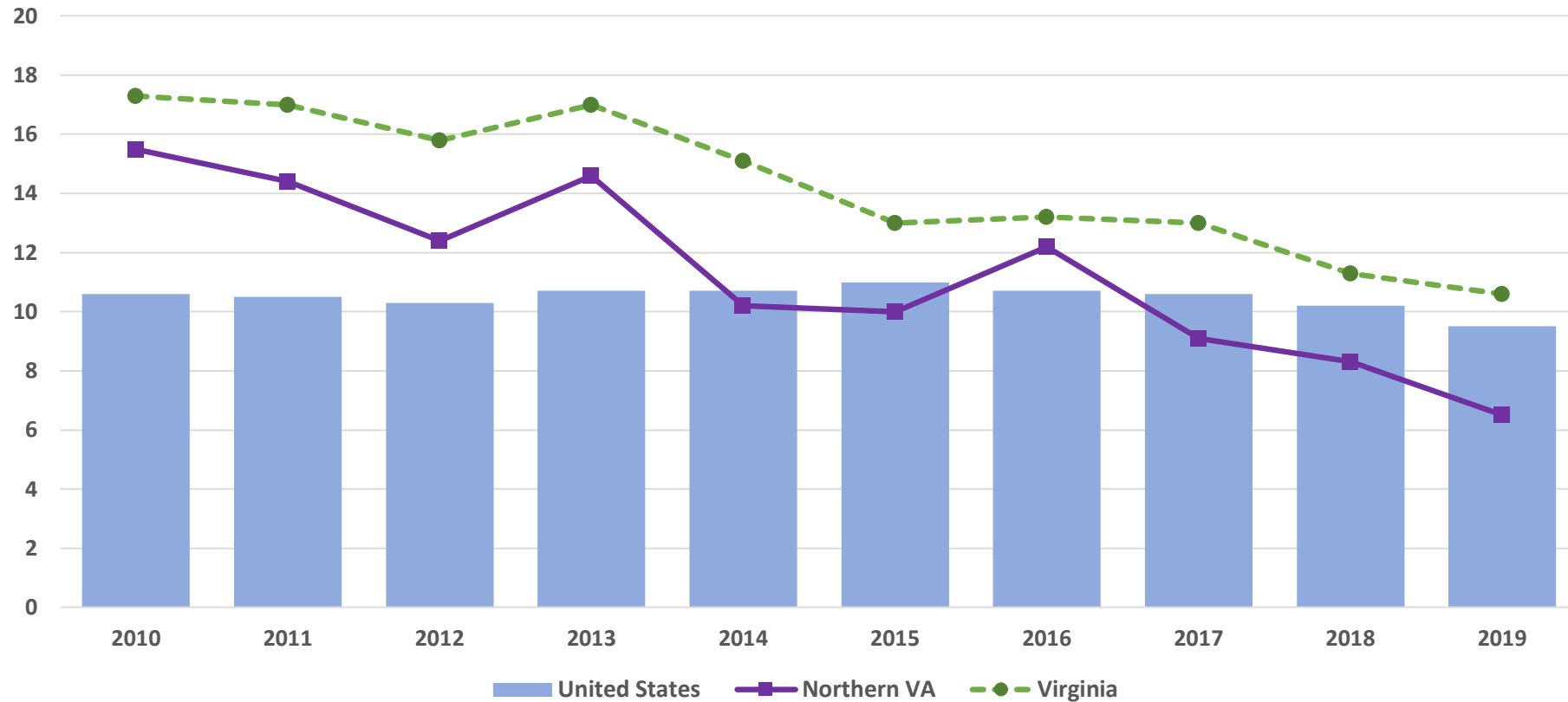
Sources: Centers for Disease Control and Prevention, National Center for Health Statistics. Underlying Cause of Death 1999-2019 on CDC WONDER Online Database, released in 2021. Data are from the Multiple Cause of Death Files, 1999-2019, as compiled from data provided by the 57 vital statistics jurisdictions through the Vital Statistics Cooperative Program. Accessed at <http://wonder.cdc.gov/ucd-icd10.html>; Tabulations by HSNV, 2021.

**Leading Causes of Death**  
**Chronic Liver Disease and Cirrhosis (K70,K73-K74)**  
**Northern Virginia, Virginia & United States**  
**Age Adjusted Rate 2010 -2019**



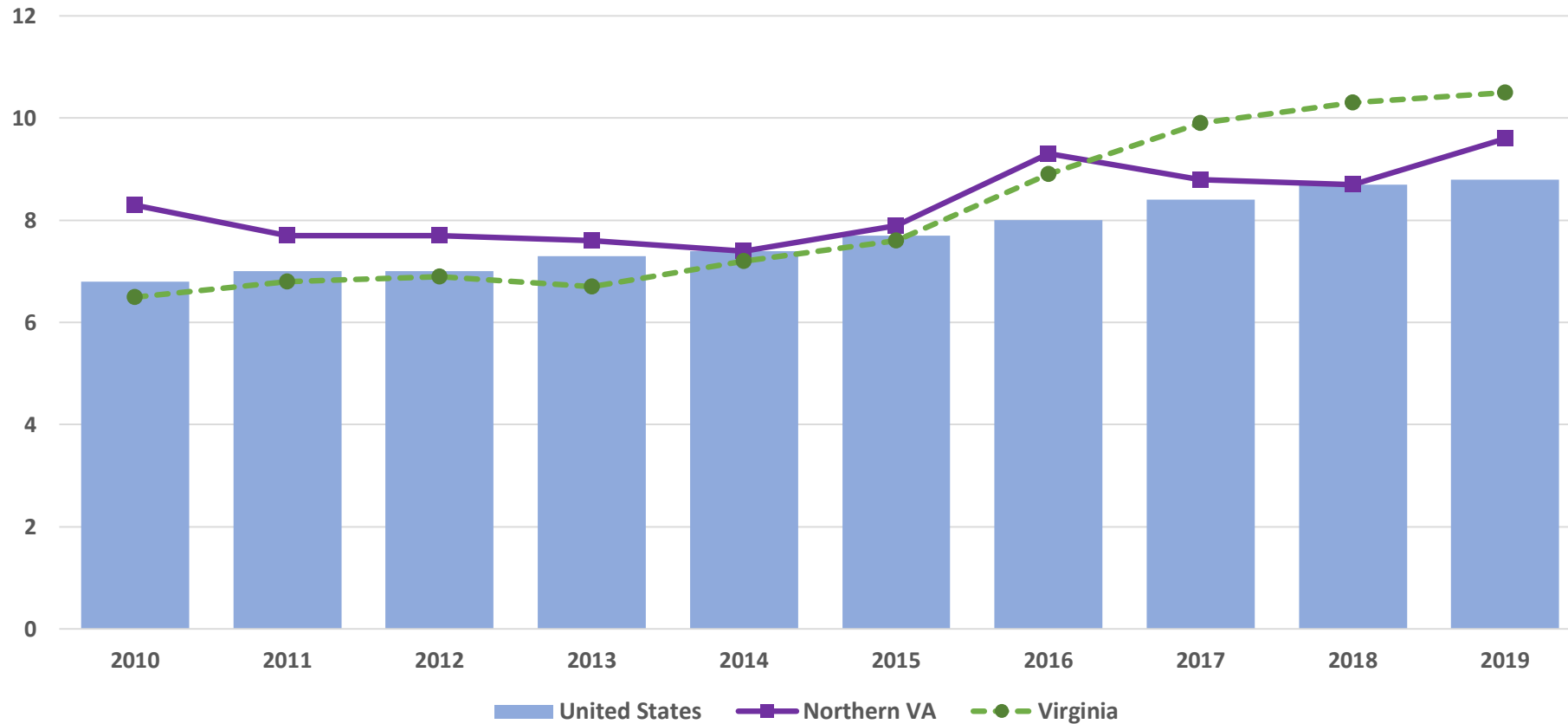
Sources: Centers for Disease Control and Prevention, National Center for Health Statistics. Underlying Cause of Death 1999-2019 on CDC WONDER Online Database, released in 2021. Data are from the Multiple Cause of Death Files, 1999-2019, as compiled from data provided by the 57 vital statistics jurisdictions through the Vital Statistics Cooperative Program. Accessed at <http://wonder.cdc.gov/ucd-icd10.html>; Tabulations by HSNV Staff, 2021.

**Leading Causes of Death  
Septicemia (A40-A41)  
Northern Virginia, Virginia & United States  
Age Adjusted Rate 2010 -2019**



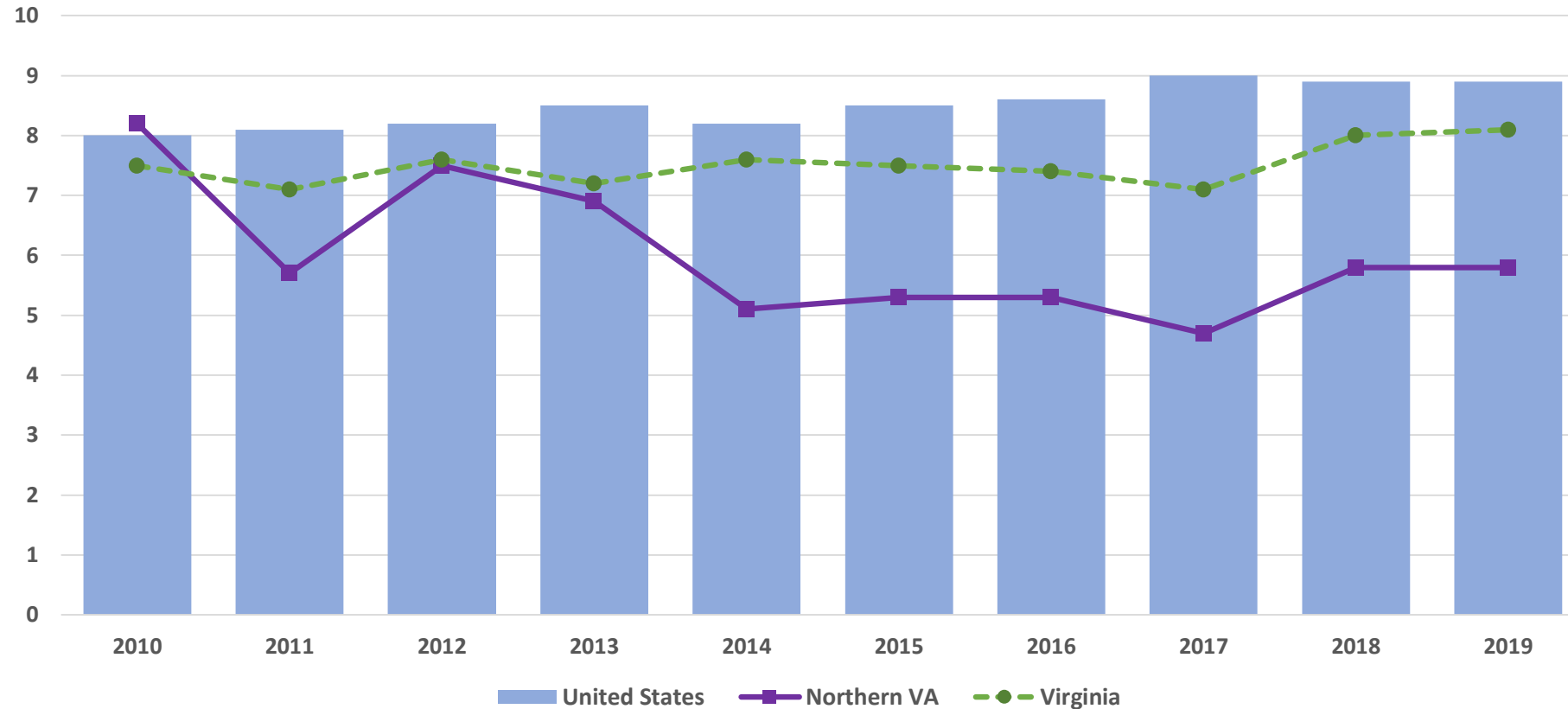
Sources: Centers for Disease Control and Prevention, National Center for Health Statistics. Underlying Cause of Death 1999-2019 on CDC WONDER Online Database, released in 2021. Data are from the Multiple Cause of Death Files, 1999-2019, as compiled from data provided by the 57 vital statistics jurisdictions through the Vital Statistics Cooperative Program. Accessed at <http://wonder.cdc.gov/ucd-icd10.html>; Tabulations by HSNV, 2021.

Leading Causes of Death  
Parkinson Disease (G20-G21)  
Northern Virginia, Virginia & United States  
Age Adjusted Rate 2010 -2019



Sources: Centers for Disease Control and Prevention, National Center for Health Statistics. Underlying Cause of Death 1999-2019 on CDC WONDER Online Database, released in 2021. Data are from the Multiple Cause of Death Files, 1999-2019, as compiled from data provided by the 57 vital statistics jurisdictions through the Vital Statistics Cooperative Program. Accessed at <http://wonder.cdc.gov/ucd-icd10.html>; Tabulations by HSNV, 2021.

**Leading Causes of Death**  
**Essential Hypertension and Hypertensive Renal Disease (I10,I12,I15)**  
**Northern Virginia, Virginia & United States**  
**Age Adjusted Rate 2010 -2019**



Sources: Centers for Disease Control and Prevention, National Center for Health Statistics. Underlying Cause of Death 1999-2019 on CDC WONDER Online Database, released in 2021. Data are from the Multiple Cause of Death Files, 1999-2019, as compiled from data provided by the 57 vital statistics jurisdictions through the Vital Statistics Cooperative Program. Accessed at <http://wonder.cdc.gov/ucd-icd10.html>; Tabulations by HSNV, 2021.