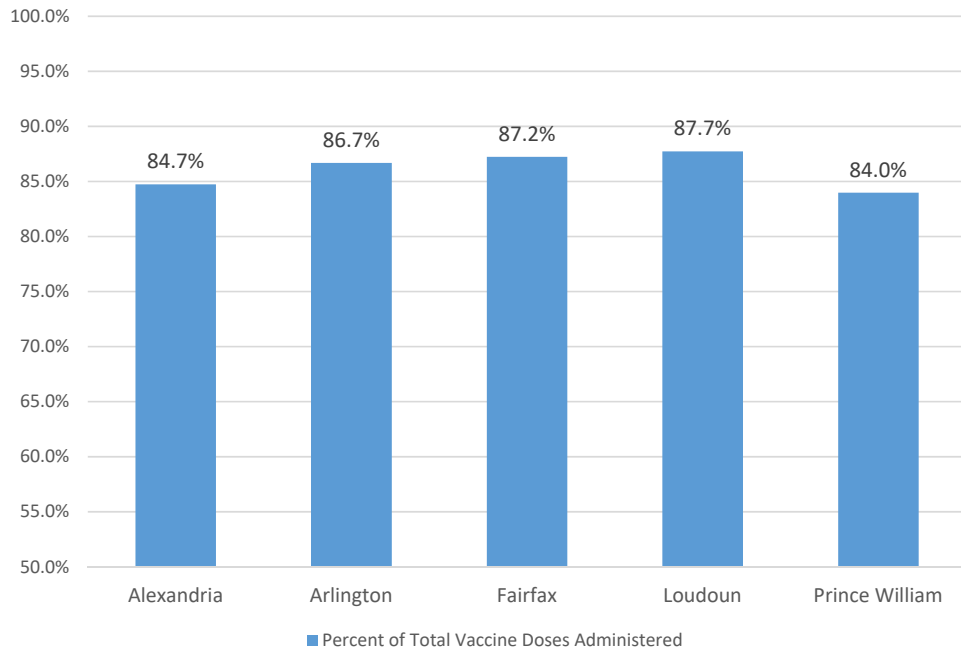
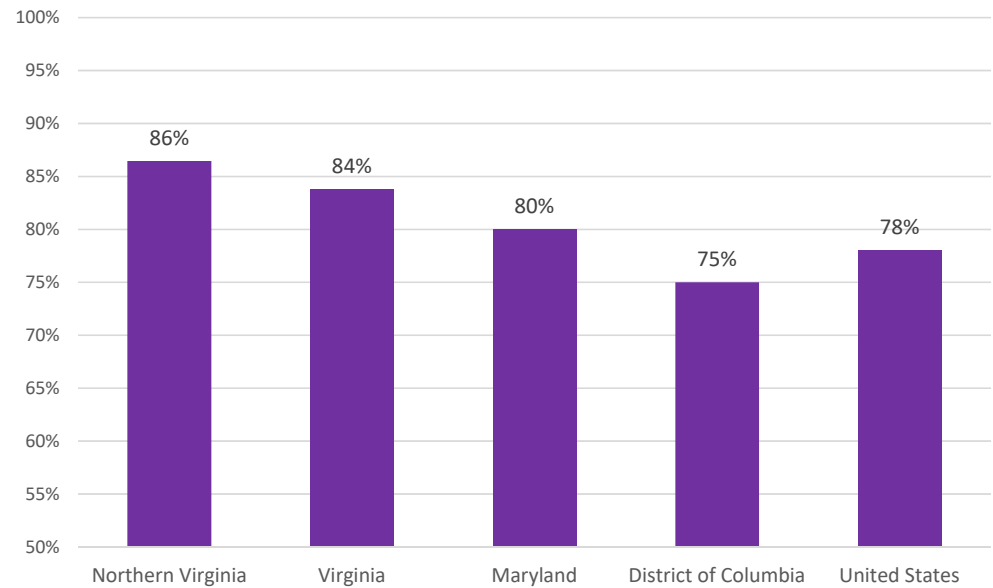


Northern Virginia Health Districts
 Percentage of Covid-19 Vaccine Doses Administered
 (1st, 2nd, 3rd & 4th)
 Based on Jurisdiction Vaccine Supply Received
 As of August 5, 2022

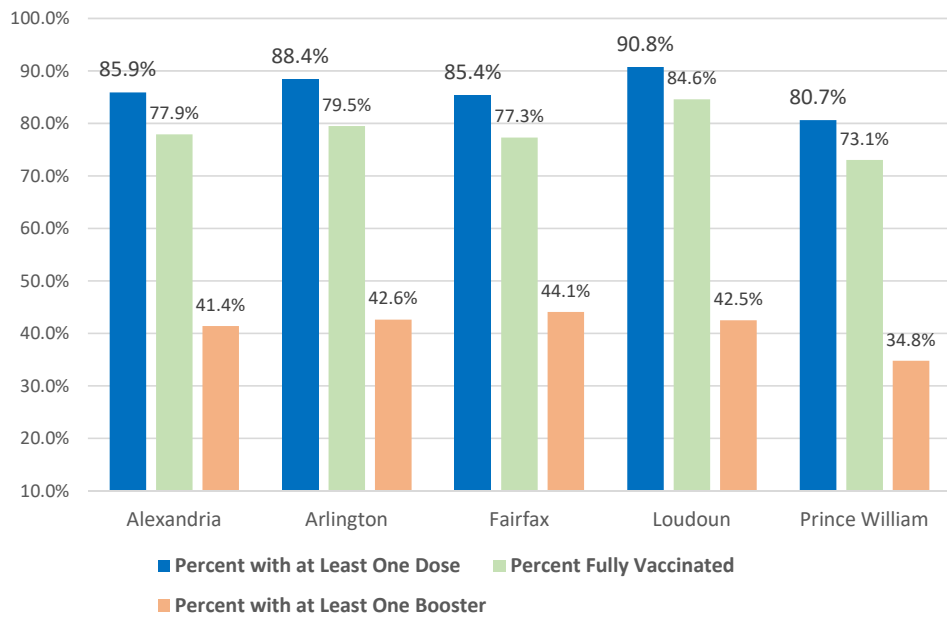


Northern Virginia, Virginia, Maryland, D.C. and United States
 Percentage of Covid-19 Vaccine Doses Administered
 (1st, 2nd, 3rd & 4th)
 Based on Jurisdiction Vaccine Supply Received
 As of August 5, 2022

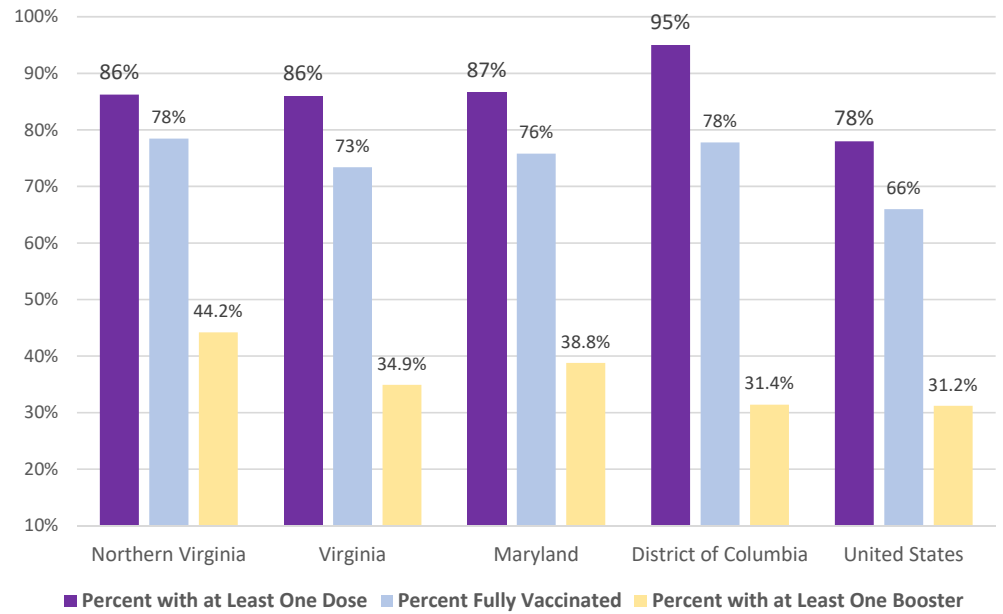


Source: VDH Covid-19 Public Use Dataset – August 5, 2022 at <https://www.vdh.virginia.gov/coronavirus/>; CDC Covid-19 Data as of August 5 2022.
 Charts/Tabulations HSANV Staff, 2022. 7 per = 7 Day Moving Average

Northern Virginia Health Districts
Percentage of Population Vaccinated
As of August 5, 2022

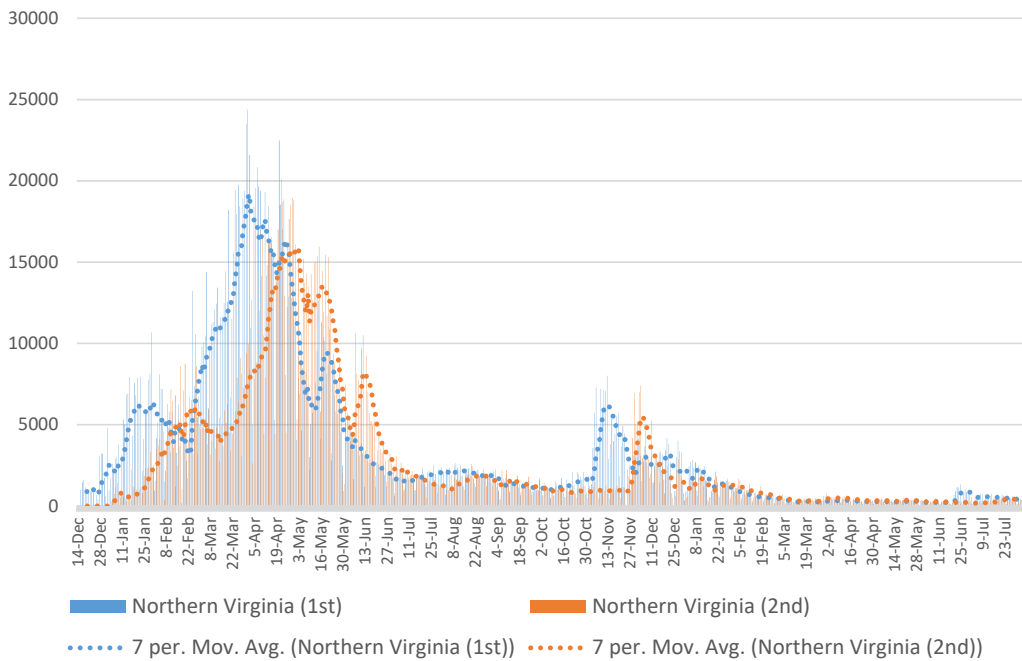


Northern Virginia, Virginia, Maryland, D.C. and United States
Percentage of Population Vaccinated
As of August 5, 2022

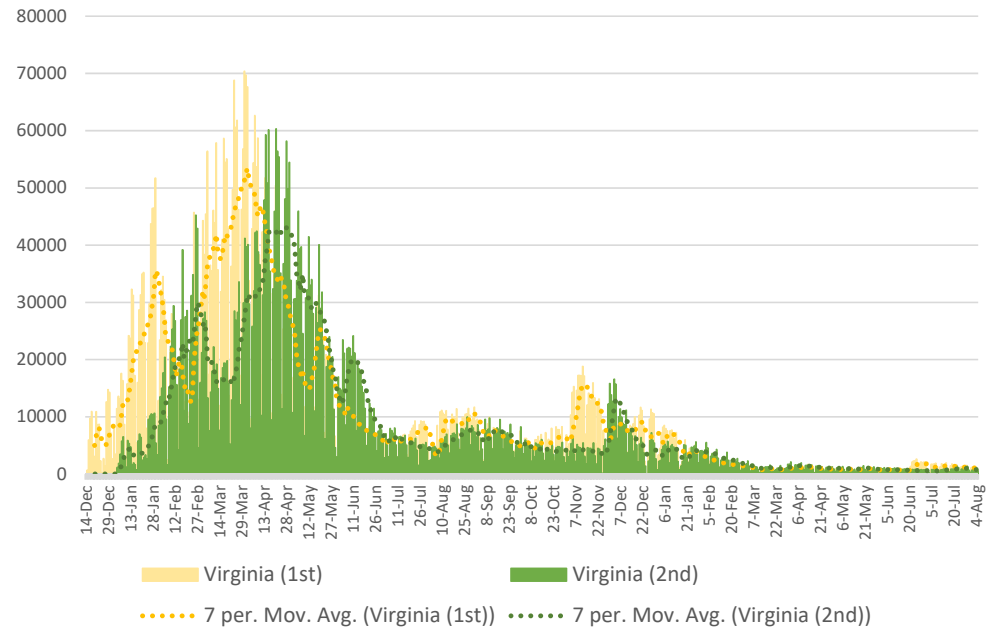


Source: VDH Covid-19 Public Use Dataset – August 5, 2022 at <https://www.vdh.virginia.gov/coronavirus/>; CDC Covid-19 Data as of August 5 2022.
Charts/Tabulations HSANV Staff, 2022. 7 per = 7 Day Moving Average

Northern Virginia
 Covid-19 Vaccine 1st and 2nd Doses by Date Administered
 As of August 5, 2022



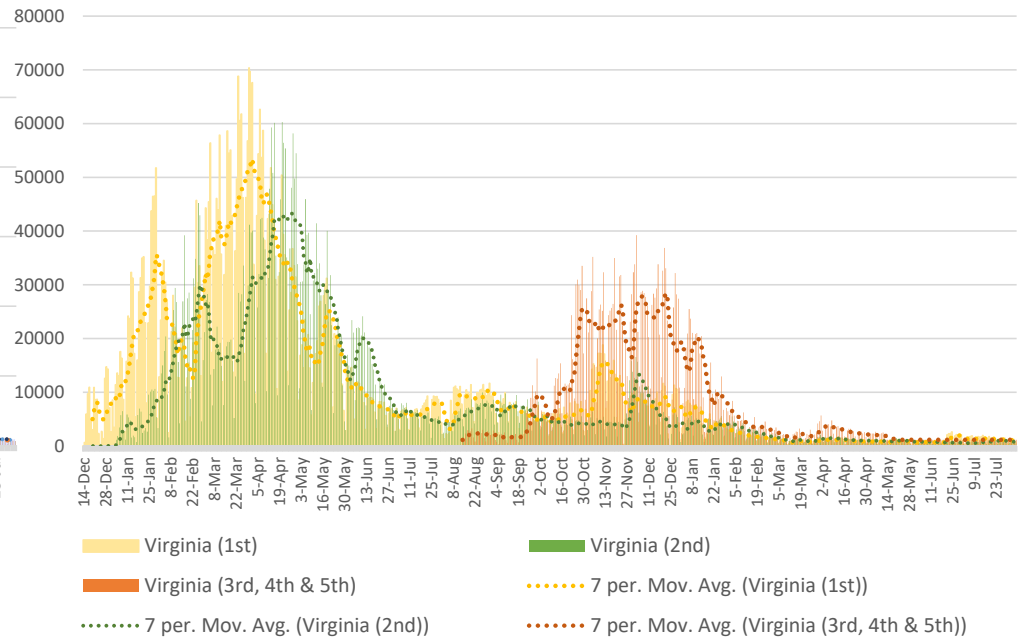
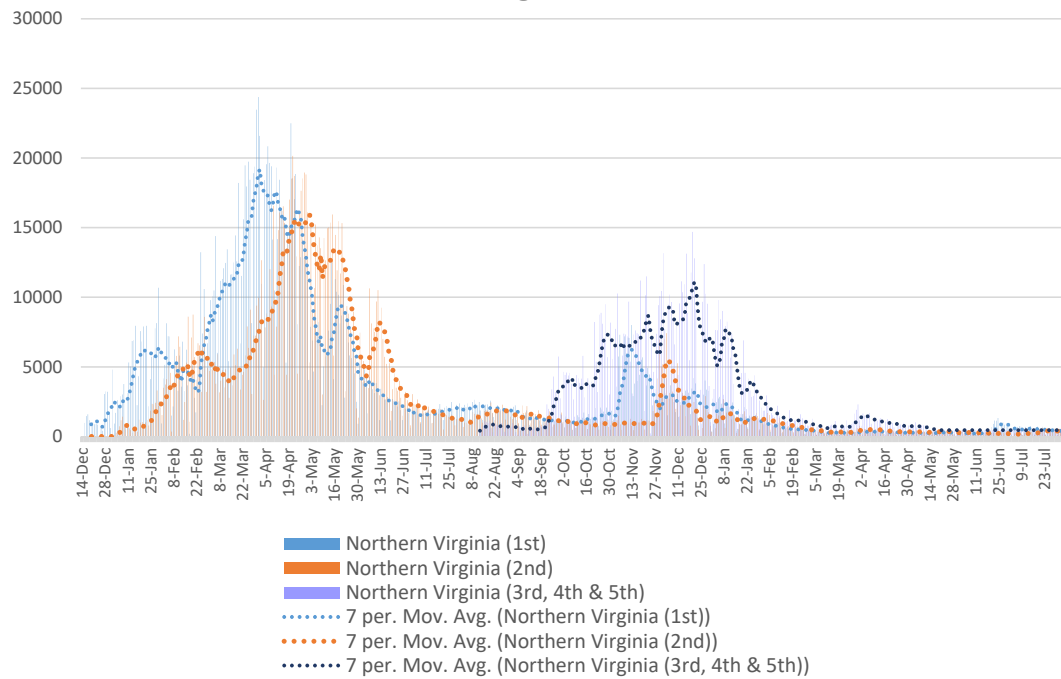
Virginia
 Covid-19 Vaccine 1st and 2nd Doses by Date Administered
 As of August 5, 2022



Source: VDH Covid-19 Public Use Dataset – August 5, 2022 at <https://www.vdh.virginia.gov/coronavirus/>; CDC Covid-19 Data as of August 5 2022.
 Charts/Tabulations HSANV Staff, 2022. 7 per = 7 Day Moving Average

Northern Virginia
 Covid-19 Vaccine 1st, 2nd & 3rd/4th/5th Doses by Date
 Administered
 As of August 5, 2022

Virginia
 Covid-19 Vaccine 1st, 2nd & 3rd/4th/5th Doses by Date
 Administered
 As of August 5, 2022



Source: VDH Covid-19 Public Use Dataset – August 5, 2022 at <https://www.vdh.virginia.gov/coronavirus/>; CDC Covid-19 Data as of August 5 2022.
 Charts/Tabulations HSANV Staff, 2022. 7 per = 7 Day Moving Average