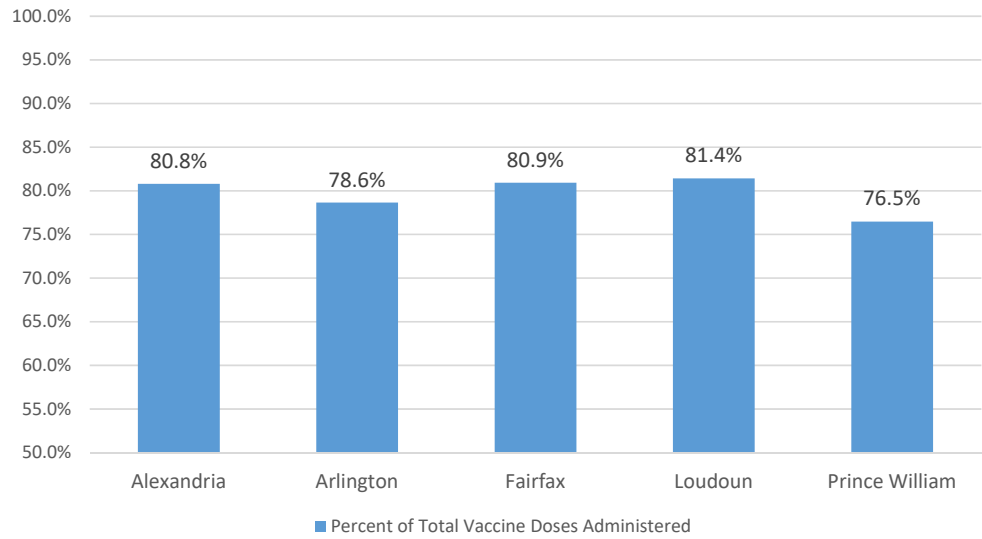
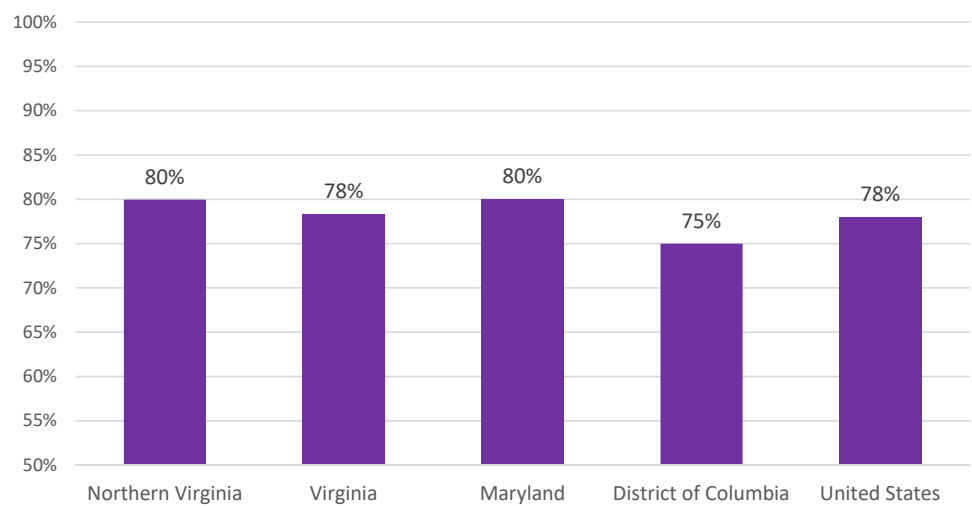


Northern Virginia Health Districts  
 Percentage of Covid-19 Vaccine Doses Administered  
 (1st, 2nd, 3rd & 4th)  
 Based on Jurisdiction Vaccine Supply Received  
 As of May 13, 2022

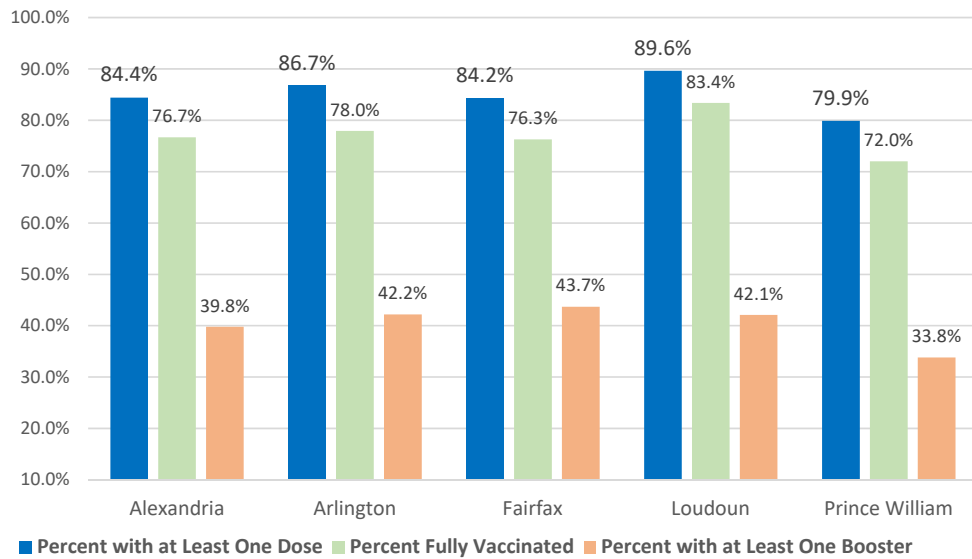


Northern Virginia, Virginia, Maryland, D.C. and United States  
 Percentage of Covid-19 Vaccine Doses Administered  
 (1st, 2nd, 3rd & 4th)  
 Based on Jurisdiction Vaccine Supply Received  
 As of May 13, 2022

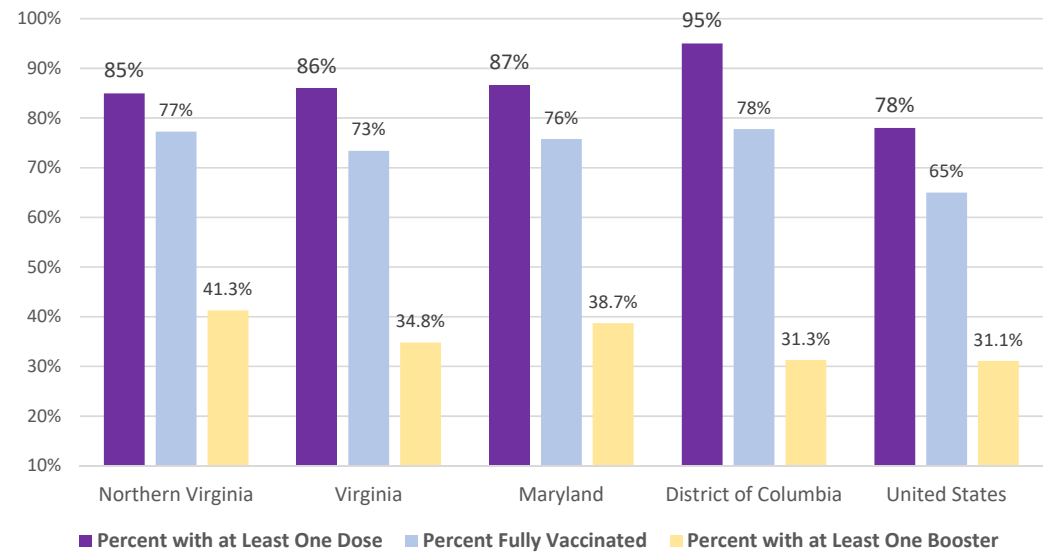


Source: VDH Covid-19 Public Use Dataset – May 13, 2022 at <https://www.vdh.virginia.gov/coronavirus/>; CDC Covid-19 Data as of May 13 2022.  
 Charts/Tabulations HSANV Staff, 2022. 7 per = 7 Day Moving Average

Northern Virginia Health Districts  
Percentage of Population Vaccinated  
As of May 13, 2022

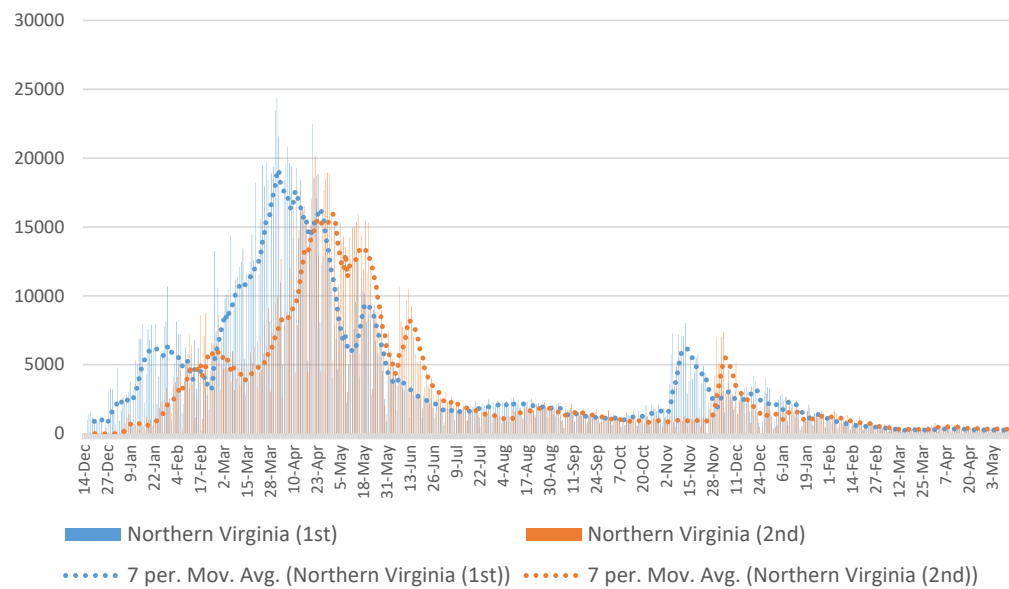


Northern Virginia, Virginia, Maryland, D.C. and United States  
Percentage of Population Vaccinated  
As of May 13, 2022

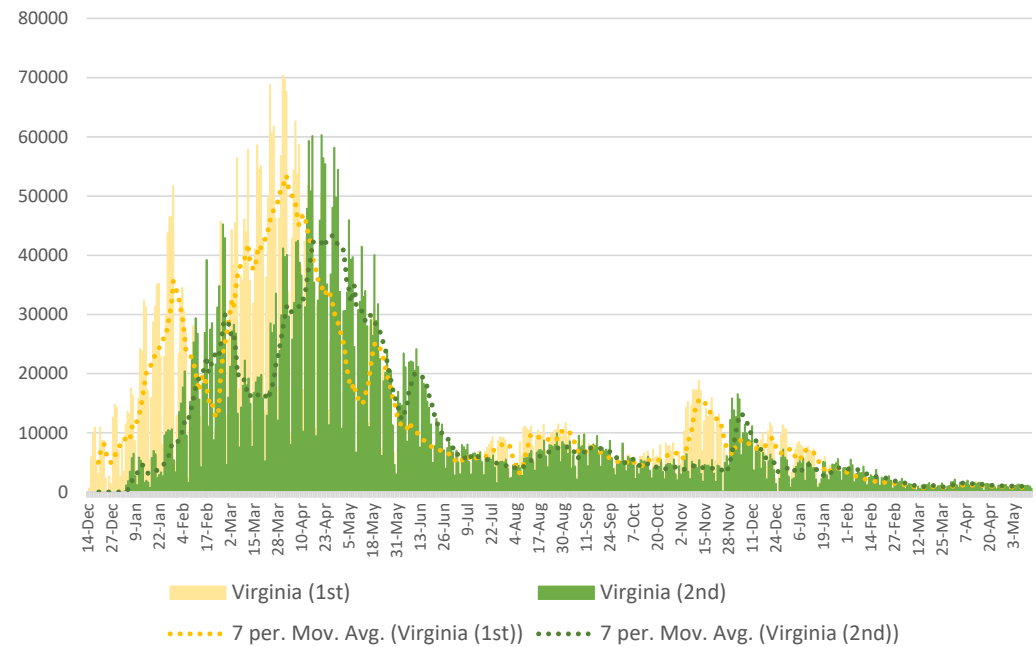


Source: VDH Covid-19 Public Use Dataset – May 13, 2022 at <https://www.vdh.virginia.gov/coronavirus/>; CDC Covid-19 Data as of May 13 2022.  
Charts/Tabulations HSNV Staff, 2022. 7 per = 7 Day Moving Average

Northern Virginia  
 Covid-19 Vaccine 1st and 2nd Doses by Date  
 Administered  
 As of May 13, 2022

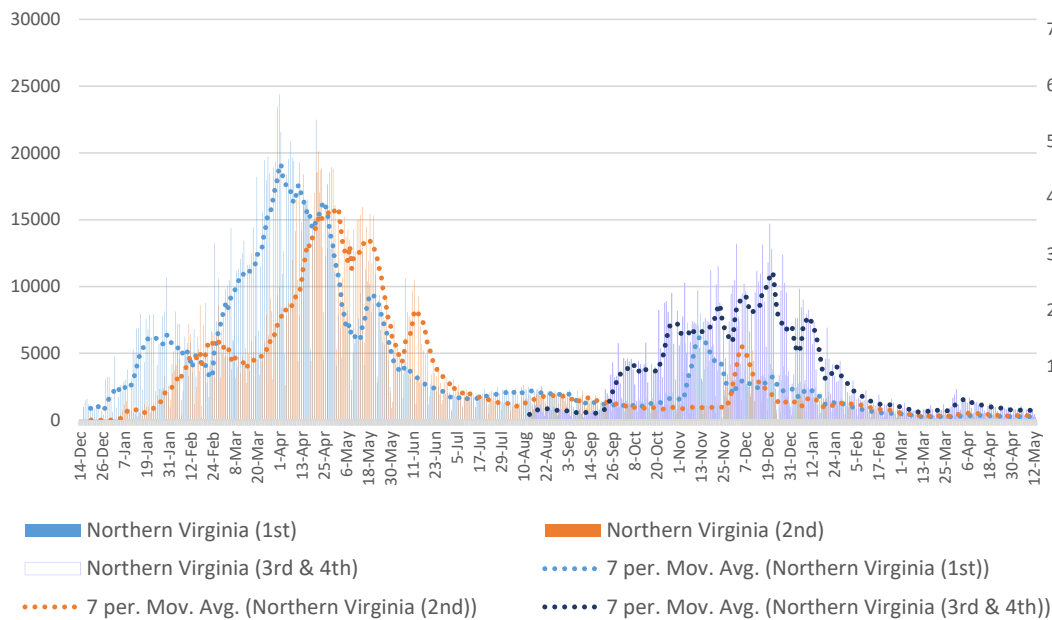


Virginia  
 Covid-19 Vaccine 1st and 2nd Doses by Date Administered  
 As of May 13, 2022

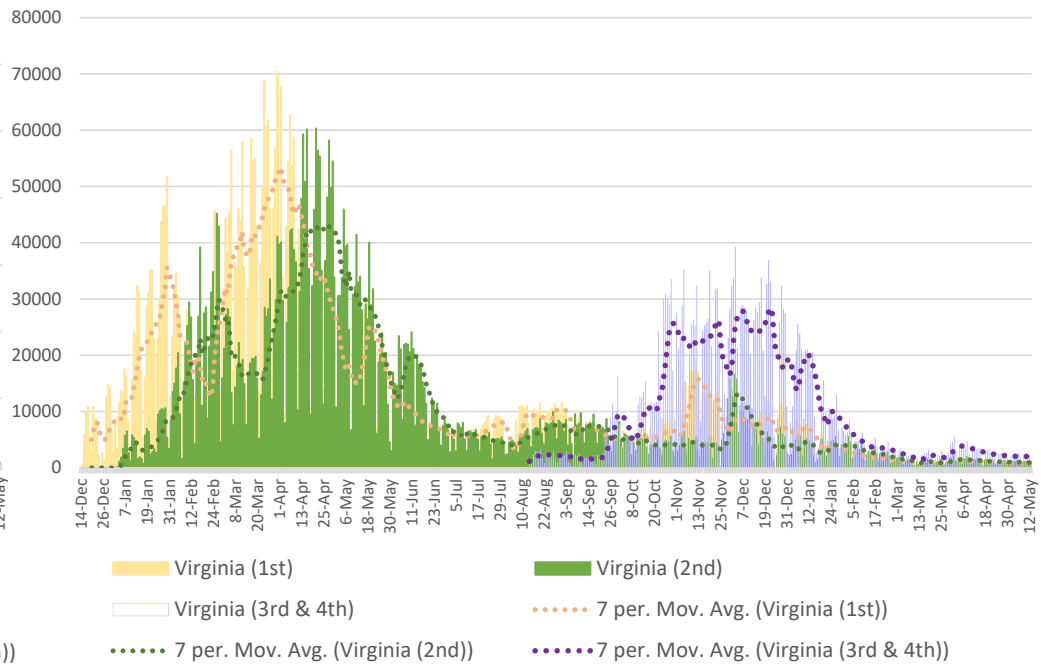


Source: VDH Covid-19 Public Use Dataset – May 13, 2022 at <https://www.vdh.virginia.gov/coronavirus/>; CDC Covid-19 Data as of May 13 2022.  
 Charts/Tabulations HSNV Staff, 2022. 7 per = 7 Day Moving Average

Northern Virginia  
 Covid-19 Vaccine 1st, 2nd & 3rd/4th Doses by Date  
 Administered  
 As of May 13, 2022



Virginia  
 Covid-19 Vaccine 1st, 2nd & 3rd/4th Doses by Date  
 Administered  
 As of May 13, 2022



Source: VDH Covid-19 Public Use Dataset – May 13, 2022 at <https://www.vdh.virginia.gov/coronavirus/>; CDC Covid-19 Data as of May 13 2022.  
 Charts/Tabulations HSANV Staff, 2022. 7 per = 7 Day Moving Average